

CONFIDENTIAL



**UTHM**  
Universiti Tun Hussein Onn Malaysia

**UNIVERSITI TUN HUSSEIN ONN MALAYSIA**

**FINAL EXAMINATION  
SEMESTER II  
SESSION 2017/2018**

COURSE NAME : ANTENNA THEORY AND DESIGN  
COURSE CODE : BEB 41003  
PROGRAMME CODE : BEJ  
EXAMINATION DATE : JUNE/JULY 2018  
DURATION : 3 HOURS  
INSTRUCTION : ANSWER ALL QUESTIONS IN THIS QUESTION PAPER

**TERBUKA**


THIS QUESTION PAPER CONSISTS OF THIRTEEN (13) PAGES

CONFIDENTIAL

- Q1 (a) Describe the ground effects on a half wave dipole with the help of relevant diagrams and supporting formulas. (4 marks)

- (b) Important design considerations are required to design a half-wave dipole. With the aid of relevant diagrams and mathematical equations:
- (i) Differentiate between a Hertzian dipole and a half-wave dipole. (3 marks)

Assoc. Professor Dr. Mohamed Youssef  
Faculty of Electronics & Electrical Engineering  
Tanta University (Tanta, Egypt)



- (ii) If the length of a half wave dipole is increased from  $\lambda/2$  to  $3\lambda/2$ , predict the radiations patterns and performance of the beamwidth of the dipole. (2 marks)
- (iii) Sketch the current distribution on a half-wave dipole. (1 mark)
- (c) As a communications engineer, you are required to design a rectangular patch as shown in **Figure Q1(c)** which has a dielectric substrate of relative permittivity  $\epsilon_r = 2.2$  and thickness,  $h \approx \lambda_0/100$ .
- (i) Determine the impedance and bandwidth of the patch. (4 marks)

TERBUKA

- (ii) Calculate the length and impedance of  $\lambda/4$  section of microstrip transmission line to match the patch to a  $50 \Omega$  line. (8 marks)

- (iii) Determine the position of the feed to match the antenna to the  $50 \Omega$  line. (3 marks)

- Q2 (a) Explain briefly the comparison between biconical and travelling wave antennas. (4 marks)




- (b) Give **THREE (3)** examples of broadband antenna with specific applications.

(6 marks)

- (c) For a 2m diameter parabolic reflector with 10W of power radiated by the fed mechanism operating at 5 GHz, the transmit antenna efficiency is given by 85%, determine:

(i) beamwidth, (4 marks)

(ii) transmit power gain (dB), (4 marks)



(iii) receive power gain (dB), and (4 marks)

(iv) Effective Isotropic Radiated Power (EIRP). (3 marks)

Q3 (a) Describe important steps to perform scattering parameter measurements for a dipole antenna operating at 8 GHz.

(4 marks)



(b) A length of 4 cm Hertzian dipole antenna operating at 2 GHz is required to be designed with the efficiency factor of 0.7. Determine:

(i) the radiation resistance,


(3 marks)

(ii) the power gain, and

(3 marks)

(iii) the effective aperture.

(3 marks)



- (c) For a transmit antenna with a radiation resistance  $R_{rad} = 65 \Omega$  and an effective antenna resistance,  $R_e = 12 \Omega$ , a directive gain,  $G_d = 25$  and an input power  $P_{in} = 175 \text{ W}$ , determine:

(i) radiation/antenna efficiency,

(3 marks)

(ii) antenna gain,  $G_p$  (absolute and dB),

(3 marks)

TERBUKA



(iii) radiated power in Watts, and

(3 marks)

(iv) EIRP in Watts.

(3 marks)

**TERBUKA**

Association of Engineers & Technicians  
of Malaysia (AMETM)  
Incorporated in Malaysia

**Q4** As a researcher at a consulting agency, you are required to design an array of 4 x 4 square patch antenna to be placed at an anechoic chamber for radiation pattern measurements.

(a) Briefly explain the principle of pattern multiplication and end-fire array. (4 marks)

(b) Predict possible effects on the array performance if the element spacing between adjacent elements is greater than  $\lambda/2$ . (4 marks)

**TERBUKA**

Universiti Teknikal Malaysia Melaka  
Faculty of Electrical & Electronic Engineering  
Associate Professor Dr. Mohd Aminul Yaqub

- (c) With the aid of relevant diagrams and mathematical equations, briefly describe constraints imposed on the individual elements in order for the properties of the array antenna to be calculated by using a fixed pattern multiplication. (4 marks)

- (d) The square array is now replaced with  $\lambda/2$  dipoles. Each having a maximum gain of 3 dB is fed by 14 signals of adjustable relative phase and equal amplitudes. Assuming 90% efficiency:

- (i) Analyze the radiation pattern between a single dipole antenna and the 4 x 4 array antenna.

(3 marks)

**TERBUKA**

- (ii) Calculate the boresight gain when the signals are all in phase.  
(5 marks)

- (iii) Predict the gain performance of the dipole array antenna given in **Q4(d)** compared to a single dipole antenna.  
(5 marks)

- END OF QUESTIONS -

**TERBUKA**

FINAL EXAMINATION

SEMESTER/SESSION : SEMII/2017/2018

PROGRAMME : BEJ

COURSE NAME : ANTENNA THEORY AND DESIGN

COURSE CODE : BEB 41003

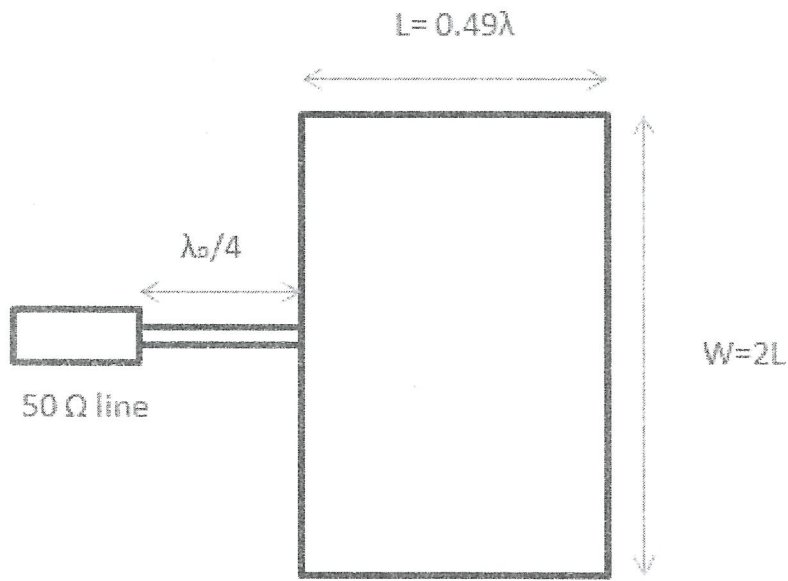


FIGURE Q1(c)

TERBUKA

Associate Professor Dr. Muhammad Yusuf Jamal  
Faculty of Electrical & Electronic Engineering  
Universiti Teknikal Malaysia Melaka